

Scaled data based on original data using  
LM-79-08 Approved Method: Electrical and Photometric Measurements of Solid-  
State Lighting Products

Test Report Prepared for  
Cooper Lighting Solutions  
(formerly Eaton)

Brand: McGRAW-EDISON

Report Number: P226357

Luminaire Tested: **ISW-AF-1000-LED-E1-T2-7060-ULG**

Issue Date: 3/3/2020

**Test Information**

Test Method: LM-79-08  
Report Number: P226357  
TEST IS SCALED FROM IESNA LM-79-08 TEST DATA (P35937)-DOWNLIGHT AND  
Test Lab: INNOVATION CENTER-P3  
Issue Date: 3/3/2020  
Manufacturer: COOPER LIGHTING SOLUTIONS (FORMERLY EATON)  
Product Line: MCGRAW-EDISON  
Catalog Number: ISW-AF-1000-LED-E1-T2-7060-ULG  
Description: IMPACT ELITE LED WEDGE LUMINAIRE WITH UPLIGHT  
LIGHT SQUARE WITH ACCULED OPTICS-TYPE II, WITH UPLIGHT GLOW  
Light Source: (16) 5700K CCT, 70 CRI LEDs and (1) UPLIGHT LED  
Ballast/Driver: ELECTRONIC DRIVER

**Summary**

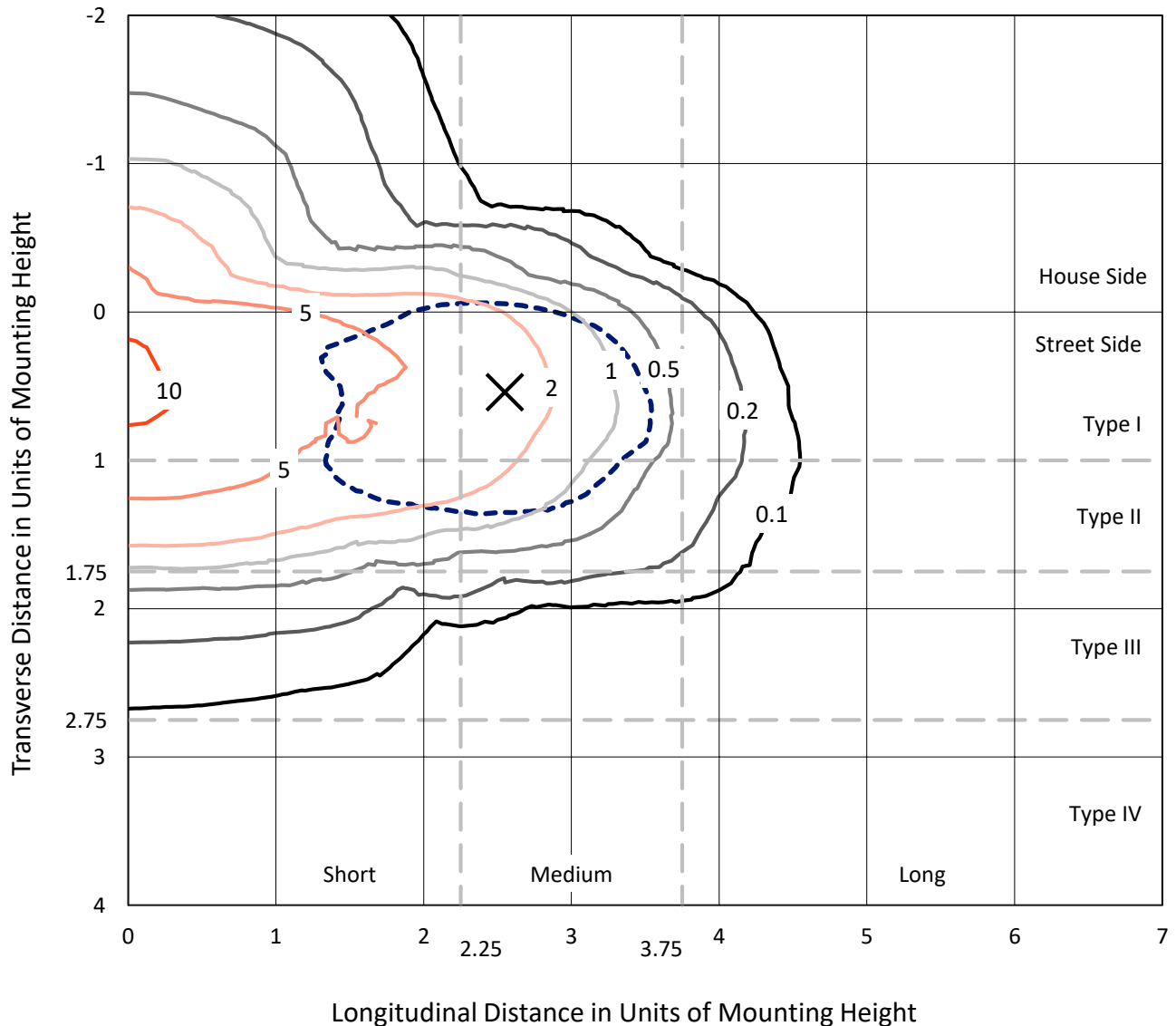
Lumens per Lamp: N/A  
Luminaire Lumens: 7793 lumens  
Efficiency: N/A  
Efficacy: 109.3 lumens/watt  
Luminous Opening: Rectangular w/ Sides (W: 0.5' x L: 0.5' x H: 0.54')  
IES Classification: Type II - Medium - Non-Cutoff  
BUG Rating: B1 - U5 - G2  
  
Input Watts (W): 71.3  
Input Voltage (V): 120  
Input Current (Ain): NR  
Voltage Rise (V): NR  
Power Factor: NR  
Total Harmonic Distortion (THDi): NR  
Frequency (hertz): 60  
Stabilization Time: NR  
Operation Time: NR  
Ambient Temperature (°C): NR  
Test Distance: 25 FT



REPORT NUMBER: P226357  
 CATALOG NUMBER: ISW-AF-1000-LED-E1-T2-7060-ULG

### Iso-Footcandle Lines of Horizontal Illumination

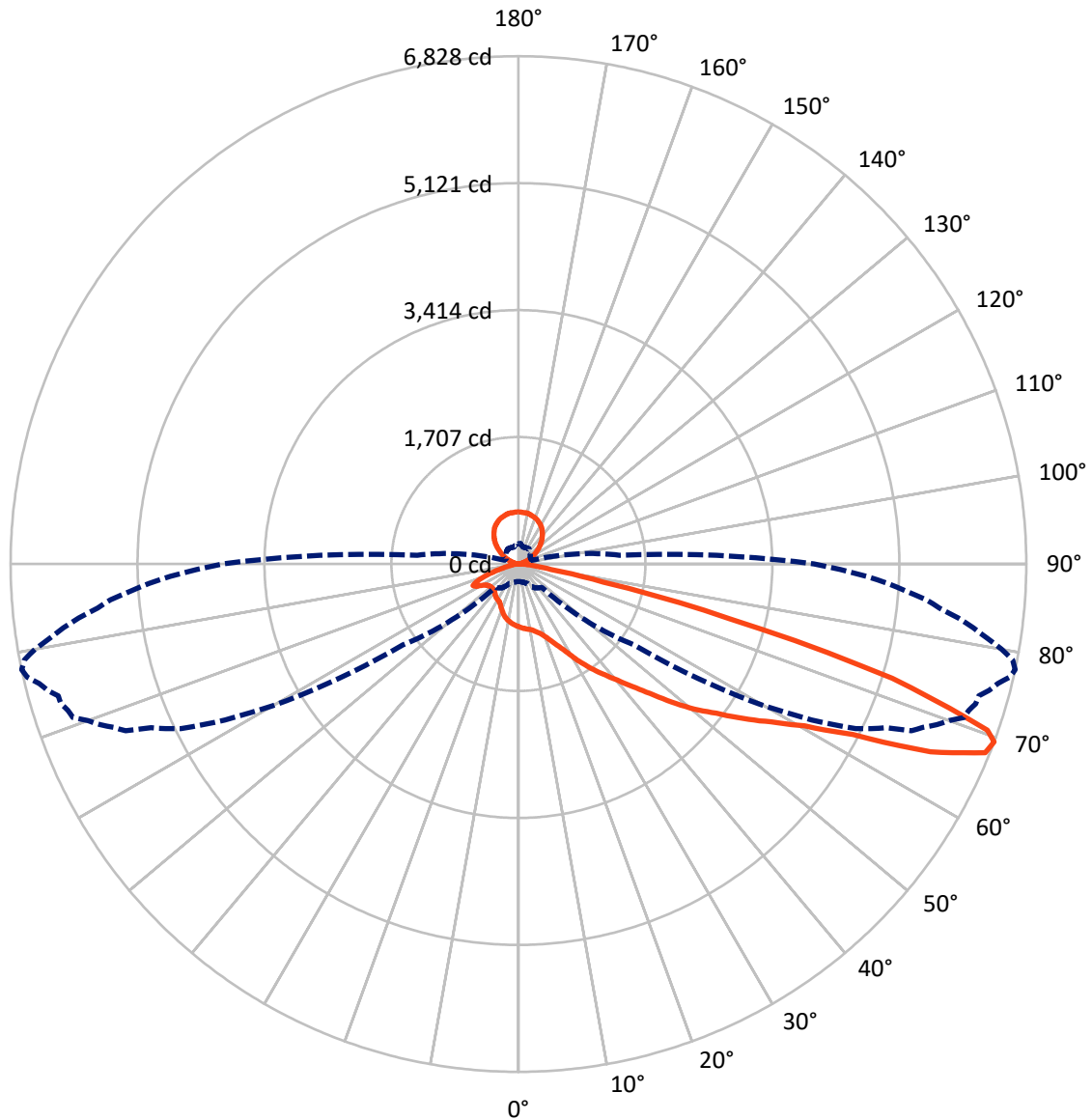
× Max cd  
 - - - 1/2 Max cd



Based on 10 foot mounting height. Maximum calculated value = 10.8 fc  
 Type II - Medium - Non-Cutoff

REPORT NUMBER: P226357  
CATALOG NUMBER: ISW-AF-1000-LED-E1-T2-7060-ULG

### Luminous Intensity Polar Plot



— Vertical Plane Through 78-Deg Lateral      - - - Horizontal Cone Through 69-Deg Vertical

REPORT NUMBER: P226357

CATALOG NUMBER: ISW-AF-1000-LED-E1-T2-7060-ULG

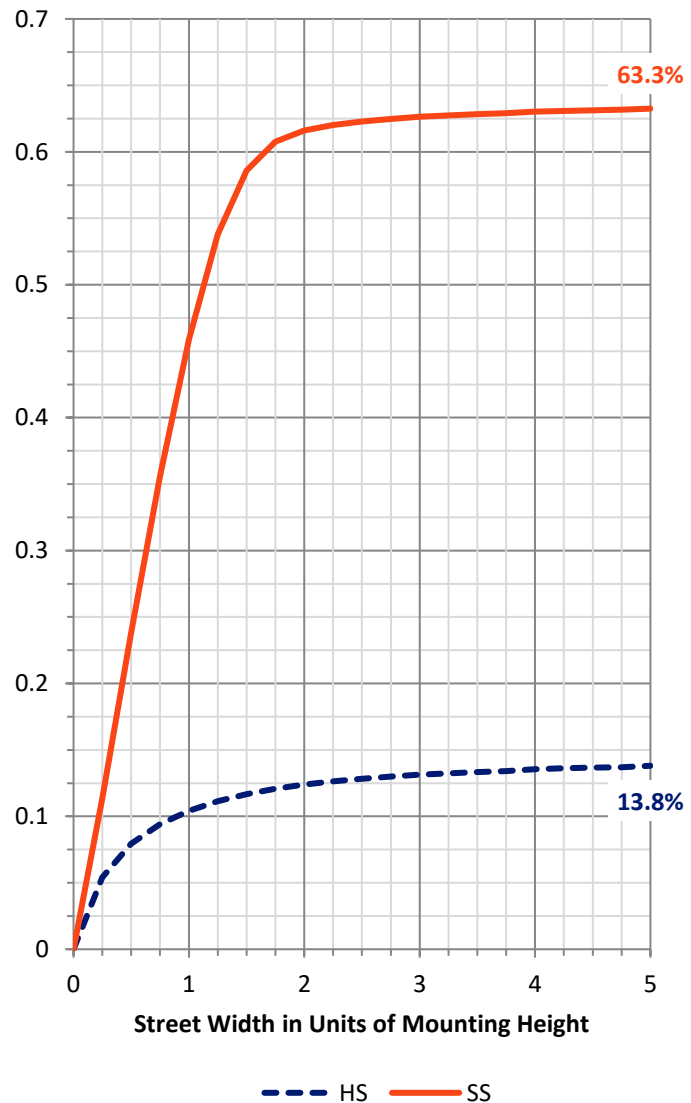
**FLUX DISTRIBUTION:**

		Downward	Upward	Total
<b>House Side</b>	Lumens	1107.9	869.7	1977.6
	% Fixture	14.2	11.2	25.4
<b>Street Side</b>	Lumens	4946.8	868.6	5815.4
	% Fixture	63.5	11.1	74.6
<b>Total</b>	Lumens	6054.8	1738.2	7793.0
	% Fixture	77.7	22.3	100.0

**Coefficient of Utilization**

**ZONAL LUMENS:**

Zone	Lumens	% Fixture
0°-10°	78.2	1.0
10°-20°	236.2	3.0
20°-30°	423.4	5.4
30°-40°	691.2	8.9
40°-50°	1022.3	13.1
50°-60°	1334.9	17.1
60°-70°	1492.9	19.2
70°-80°	670.2	8.6
80°-90°	105.6	1.4
90°-100°	12.4	0.2
100°-110°	57.4	0.7
110°-120°	166.1	2.1
120°-130°	273.2	3.5
130°-140°	336.8	4.3
140°-150°	344.6	4.4
150°-160°	290.3	3.7
160°-170°	191.2	2.5
170°-180°	66.3	0.9
0°-90°	6054.8	77.7
0°-180°	7793.0	100.0



REPORT NUMBER: P226357

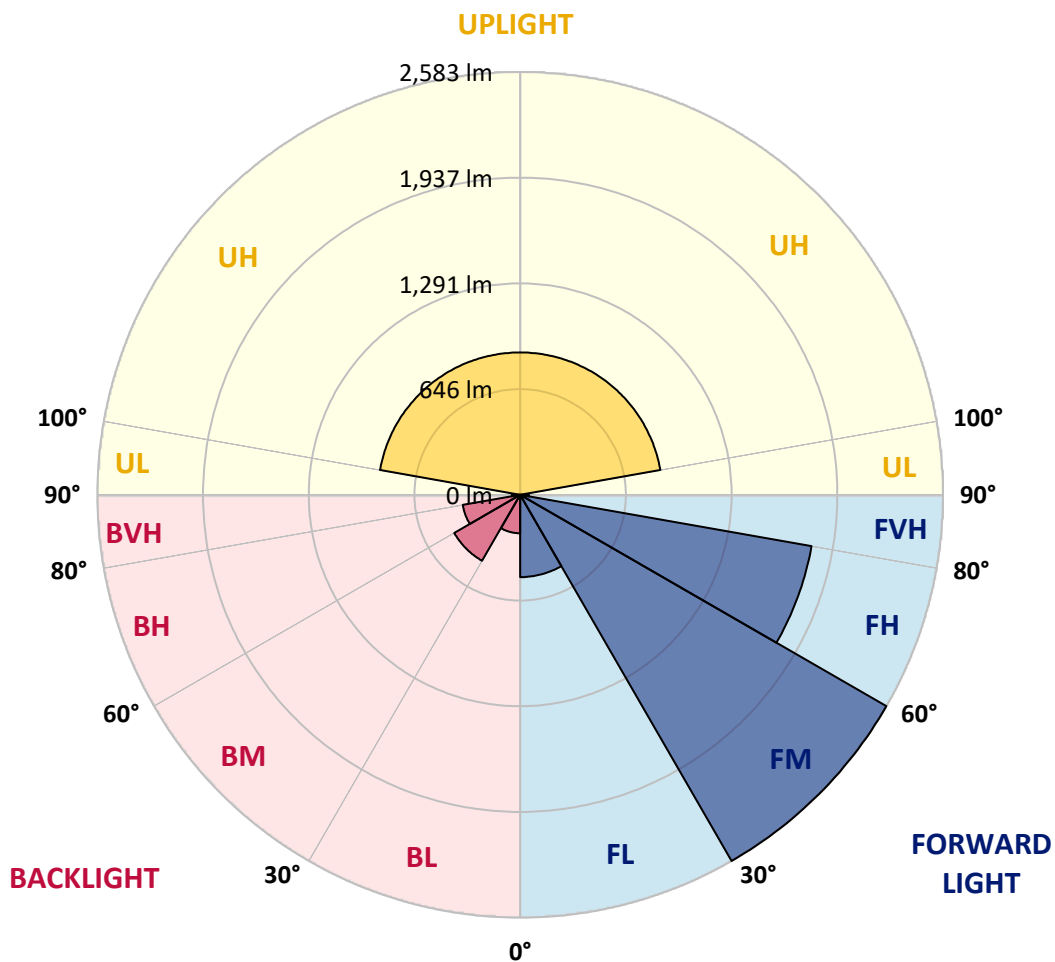
CATALOG NUMBER: ISW-AF-1000-LED-E1-T2-7060-ULG

**LUMINAIRE CLASSIFICATION SYSTEM LUMEN TABLE AND BUG RATING:**

Zone	Lumens	% Fixture	Zone Rating/Lumen Limit		
			B	U	G
FL (0°-30°)	502.8	6.5			
FM (30°-60°)	2583.0	33.1			
FH (60°-80°)	1807.2	23.2			G2/5000
FVH (80°-90°)	53.9	0.7			G1/100
BL (0°-30°)	235.0	3.0	B1/500		
BM (30°-60°)	465.3	6.0	B1/1000		
BH (60°-80°)	355.9	4.6	B1/500		G1/500
BVH (80°-90°)	51.7	0.7			G1/100
UL (90°-100°)	12.4	0.2		U2/50	
UH (100°-180°)	869.7	11.2		U4/1000	

**BUG Rating: B1-U5-G2**

Type II Medium





REPORT NUMBER: P226357

CATALOG NUMBER: ISW-AF-1000-LED-E1-T2-7060-ULG

**CANDELA DISTRIBUTION (FULL):**

	0°	5°	15°	25°	35°	45°	55°	60°	61°	62°	64°
0°	842.3	842.3	842.3	842.3	842.3	842.3	842.3	842.3	842.3	842.3	842.3
2.5°	902.1	902.1	899.5	897.7	895.1	888.1	877.5	875.7	874.9	873.1	871.3
5°	968.1	961.0	962.8	958.4	948.7	936.4	917.1	907.4	902.1	901.2	897.7
7.5°	1021.7	1022.6	1019.9	1011.2	998.0	983.0	956.6	941.7	937.3	934.7	928.5
10°	1060.4	1057.8	1056.0	1054.2	1043.7	1031.4	998.0	979.5	976.0	968.9	961.9
12.5°	1088.5	1088.5	1088.5	1086.8	1080.6	1070.9	1044.6	1026.1	1021.7	1012.0	1005.9
15°	1119.3	1115.8	1112.3	1109.6	1110.5	1110.5	1091.2	1077.1	1070.1	1064.8	1052.5
17.5°	1185.2	1177.3	1169.4	1158.9	1142.2	1137.8	1136.9	1136.0	1126.3	1125.5	1113.1
20°	1241.5	1234.5	1227.4	1216.9	1193.2	1167.7	1180.8	1193.2	1191.4	1192.3	1186.1
22.5°	1311.0	1305.7	1291.6	1279.3	1248.6	1217.8	1219.5	1245.9	1249.4	1252.9	1254.7
25°	1405.9	1403.3	1380.4	1356.7	1321.5	1292.5	1265.3	1297.8	1304.8	1312.7	1328.6
27.5°	1501.8	1495.6	1471.0	1449.9	1405.9	1375.2	1337.4	1354.9	1365.5	1380.4	1405.1
30°	1625.8	1609.0	1600.3	1552.8	1512.3	1467.5	1435.0	1440.2	1438.5	1456.1	1493.9
32.5°	1805.1	1778.7	1734.8	1687.3	1639.8	1580.0	1552.8	1551.9	1547.5	1567.7	1588.8
35°	1901.8	1895.7	1868.4	1820.9	1769.1	1712.8	1695.2	1678.5	1681.1	1691.7	1699.6
37.5°	2006.5	2001.2	1980.1	1953.7	1914.2	1944.9	1847.3	1822.7	1811.3	1806.0	1808.6
40°	2052.2	2056.6	2068.0	2072.4	2049.6	2197.3	2004.7	1923.8	1920.3	1912.4	1904.5
42.5°	2061.9	2073.3	2096.2	2146.3	2168.3	2490.1	2134.8	2037.2	2023.2	2017.0	2017.9
45°	2097.0	2114.6	2119.0	2164.7	2268.5	2505.0	2281.7	2137.5	2126.9	2126.1	2120.8
47.5°	2182.3	2206.1	2206.1	2226.3	2324.8	2534.0	2331.8	2237.7	2230.7	2227.2	2241.2
50°	2194.6	2226.3	2289.6	2354.7	2425.9	2557.8	2389.0	2346.7	2349.4	2357.3	2398.6
52.5°	1986.3	2017.9	2185.0	2376.6	2608.8	2622.8	2475.1	2491.8	2509.4	2548.1	2623.7
55°	1703.1	1726.0	1923.8	2230.7	2615.8	2869.9	2691.4	2738.0	2774.9	2786.4	2905.1
57.5°	1340.9	1372.5	1573.9	1972.2	2442.6	2940.2	3189.1	3210.2	3168.9	3206.7	3249.7
60°	726.3	722.8	1003.2	1426.2	2078.6	2810.1	3669.2	4031.4	4040.2	4098.2	4028.8
62.5°	406.2	406.2	487.1	732.4	1337.4	2377.5	3899.5	4741.9	4851.8	4944.1	5147.2
65°	306.9	309.5	338.5	441.4	750.9	1500.9	3730.7	4984.5	5195.6	5407.5	5763.6
67.5°	255.0	255.0	276.1	328.8	469.5	681.4	2746.8	4497.4	4761.2	5014.4	5506.8
69°	236.5	237.4	253.2	289.3	393.0	443.1	1897.4	3813.4	4114.9	4465.8	5046.1
70°	227.7	225.1	240.0	269.9	356.1	349.9	1390.1	3315.7	3549.6	3864.4	4531.7
72.5°	202.2	199.6	207.5	230.4	280.5	249.7	567.1	1784.0	2136.6	2489.2	3021.1
75°	180.2	177.6	183.8	194.3	218.1	190.8	284.9	747.4	904.8	1169.4	1613.4
77.5°	159.1	153.9	159.1	166.2	171.5	142.4	193.4	345.5	423.8	520.5	735.1
80°	144.2	138.9	145.1	141.6	134.5	109.9	128.4	201.4	223.3	267.3	349.9
82.5°	102.9	102.0	138.0	142.4	107.3	80.0	91.4	129.3	144.2	152.1	184.6
85°	63.3	60.7	80.0	102.0	109.0	50.1	58.9	76.5	80.0	87.0	102.9
87.5°	32.5	33.4	43.1	52.8	71.2	29.9	35.2	44.8	44.8	44.8	51.0
90°	12.9	14.7	20.2	26.5	22.9	14.9	20.2	18.6	20.5	19.0	21.1
92.5°	4.0	4.0	5.0	6.0	6.0	6.0	7.0	7.0	7.0	7.0	7.0
95°	5.0	5.0	6.0	7.0	7.0	7.0	7.0	7.5	7.6	7.7	7.9
97.5°	7.0	7.0	8.0	8.0	9.0	9.0	12.0	11.0	10.8	10.6	10.2
100°	8.0	8.0	9.0	10.0	12.0	21.0	29.0	27.5	27.2	26.9	26.3
102.5°	11.0	11.0	13.0	18.0	27.0	40.0	50.0	48.5	48.2	47.9	47.3
105°	21.0	22.0	27.0	36.0	48.0	63.0	72.0	71.0	70.8	70.6	70.2
107.5°	41.0	42.0	49.0	58.0	73.0	88.0	95.0	94.5	94.4	94.3	94.1



REPORT NUMBER: P226357

CATALOG NUMBER: ISW-AF-1000-LED-E1-T2-7060-ULG

**CANDELA DISTRIBUTION (continued):**

	0°	5°	15°	25°	35°	45°	55°	60°	61°	62°	64°
110°	66.0	68.0	74.0	87.0	102.0	114.0	120.0	120.5	120.6	120.7	120.9
112.5°	99.0	99.0	106.0	121.0	134.0	143.0	148.0	149.0	149.2	149.4	149.8
115°	140.0	139.0	147.0	159.0	168.0	174.0	179.0	180.5	180.8	181.1	181.7
117.5°	184.0	184.0	189.0	197.0	202.0	205.0	211.0	213.0	213.4	213.8	214.6
120°	225.0	223.0	226.0	233.0	237.0	243.0	246.0	248.0	248.4	248.8	249.6
122.5°	263.0	260.0	261.0	267.0	271.0	277.0	279.0	281.0	281.4	281.8	282.6
125°	298.0	294.0	296.0	299.0	305.0	310.0	313.0	314.0	314.2	314.4	314.8
127.5°	330.0	329.0	329.0	333.0	339.0	340.0	345.0	345.5	345.6	345.7	345.9
130°	363.0	361.0	362.0	366.0	370.0	372.0	377.0	379.0	379.4	379.8	380.6
132.5°	396.0	394.0	393.0	401.0	404.0	405.0	411.0	413.5	414.0	414.5	415.5
135°	429.0	426.0	426.0	432.0	435.0	437.0	443.0	445.5	446.0	446.5	447.5
137.5°	460.0	457.0	459.0	460.0	464.0	468.0	473.0	474.0	474.2	474.4	474.8
140°	488.0	485.0	487.0	489.0	491.0	497.0	500.0	501.0	501.2	501.4	501.8
142.5°	518.0	515.0	517.0	518.0	521.0	525.0	527.0	530.0	530.6	531.2	532.4
145°	550.0	546.0	544.0	547.0	550.0	551.0	556.0	559.0	559.6	560.2	561.4
147.5°	575.0	572.0	571.0	574.0	574.0	575.0	580.0	582.5	583.0	583.5	584.5
150°	595.0	592.0	593.0	593.0	593.0	593.0	597.0	598.5	598.8	599.1	599.7
152.5°	611.0	608.0	608.0	609.0	610.0	610.0	611.0	612.5	612.8	613.1	613.7
155°	629.0	625.0	625.0	627.0	630.0	628.0	626.0	628.5	629.0	629.5	630.5
157.5°	646.0	643.0	643.0	644.0	646.0	645.0	644.0	646.0	646.4	646.8	647.6
160°	663.0	660.0	659.0	656.0	655.0	655.0	658.0	661.0	661.6	662.2	663.4
162.5°	673.0	669.0	669.0	665.0	661.0	663.0	667.0	669.0	669.4	669.8	670.6
165°	681.0	678.0	676.0	676.0	673.0	673.0	672.0	674.5	675.0	675.5	676.5
167.5°	690.0	687.0	684.0	686.0	688.0	685.0	678.0	681.0	681.6	682.2	683.4
170°	698.0	695.0	692.0	692.0	693.0	691.0	686.0	687.5	687.8	688.1	688.7
172.5°	699.0	697.0	695.0	693.0	690.0	690.0	689.0	690.5	690.8	691.1	691.7
175°	700.0	698.0	697.0	695.0	691.0	690.0	690.0	692.5	693.0	693.5	694.5
177.5°	707.0	705.0	700.0	699.0	697.0	695.0	694.0	696.5	697.0	697.5	698.5
180°	700.0	700.0	700.0	700.0	700.0	700.0	700.0	700.0	700.0	700.0	700.0





REPORT NUMBER: P226357

CATALOG NUMBER: ISW-AF-1000-LED-E1-T2-7060-ULG

**CANDELA DISTRIBUTION (continued):**

	65°	66°	67°	68°	69°	70°	71°	72°	73°	74°	75°
0°	842.3	842.3	842.3	842.3	842.3	842.3	842.3	842.3	842.3	842.3	842.3
2.5°	872.2	869.6	866.1	867.0	865.2	862.6	863.4	862.6	863.4	861.7	859.9
5°	897.7	896.0	890.7	889.8	888.1	886.3	883.7	881.0	880.1	878.4	874.9
7.5°	926.7	921.5	918.8	915.3	910.9	903.9	903.0	899.5	896.8	895.1	890.7
10°	956.6	950.5	947.0	942.6	938.2	933.8	929.4	923.2	917.1	915.3	910.0
12.5°	1001.5	993.6	986.5	979.5	975.1	967.2	961.0	953.1	947.0	944.3	935.5
15°	1050.7	1040.2	1033.1	1027.9	1020.8	1013.8	1005.9	998.8	989.2	981.3	973.3
17.5°	1108.7	1099.1	1093.8	1084.1	1075.3	1067.4	1061.3	1052.5	1044.6	1030.5	1023.5
20°	1185.2	1177.3	1171.2	1160.6	1151.0	1143.0	1137.8	1119.3	1108.7	1096.4	1085.0
22.5°	1256.5	1257.3	1251.2	1244.2	1238.0	1227.4	1218.7	1205.5	1192.3	1177.3	1161.5
25°	1333.8	1340.9	1341.8	1340.0	1336.5	1324.2	1319.8	1306.6	1296.0	1271.4	1264.4
27.5°	1420.0	1427.9	1437.6	1449.9	1452.5	1439.4	1445.5	1432.3	1413.9	1403.3	1380.4
30°	1503.5	1525.5	1545.7	1559.8	1568.6	1574.8	1570.4	1566.0	1553.7	1536.1	1515.8
32.5°	1610.8	1633.7	1653.9	1684.7	1700.5	1719.8	1716.3	1718.1	1713.7	1696.1	1672.4
35°	1719.0	1739.2	1765.6	1785.8	1824.5	1845.6	1863.2	1862.3	1862.3	1851.7	1828.9
37.5°	1814.8	1826.2	1848.2	1881.6	1907.1	1940.5	1968.7	1980.1	1998.6	1999.4	1974.8
40°	1915.0	1926.5	1943.2	1967.8	1995.9	2035.5	2073.3	2110.2	2127.8	2146.3	2136.6
42.5°	2023.2	2035.5	2047.8	2063.6	2104.1	2134.8	2185.8	2236.0	2272.0	2309.8	2305.4
45°	2130.4	2144.5	2162.1	2185.8	2221.9	2272.0	2321.2	2377.5	2460.2	2505.0	2535.8
47.5°	2251.8	2274.6	2307.2	2345.0	2374.0	2425.9	2488.3	2575.4	2658.9	2736.3	2784.6
50°	2434.7	2443.5	2496.2	2533.2	2588.5	2641.3	2703.7	2780.2	2888.4	2967.5	3044.9
52.5°	2650.1	2683.5	2736.3	2778.5	2822.4	2875.2	2939.4	3008.0	3115.2	3204.0	3304.3
55°	2927.9	2975.4	3021.1	3044.0	3105.5	3153.0	3204.9	3272.6	3387.8	3484.5	3602.3
57.5°	3259.4	3306.9	3328.9	3362.3	3388.7	3441.4	3511.8	3557.5	3659.5	3759.7	3884.6
60°	3940.0	3910.1	3936.5	3884.6	3876.7	3881.1	3896.0	3931.2	3988.3	4081.5	4213.4
62.5°	5168.3	5125.2	5010.9	4969.6	4889.6	4781.4	4679.4	4665.4	4635.5	4705.8	4788.5
65°	5885.8	6042.3	6059.0	6103.0	6071.3	5986.9	5867.3	5828.6	5731.9	5664.2	5659.8
67.5°	5713.4	5948.2	6095.0	6280.6	6383.4	6483.7	6510.0	6544.3	6481.9	6451.1	6459.9
69°	5234.2	5408.3	5737.2	5863.8	6026.5	6160.1	6336.0	6366.7	6427.4	6436.2	6553.1
70°	4759.4	5015.3	5203.5	5393.4	5618.5	5765.3	5844.4	5974.6	6124.9	6198.8	6325.4
72.5°	3422.1	3505.6	3639.3	3885.5	3947.9	4100.0	4255.6	4366.4	4543.1	4668.0	4966.1
75°	1846.4	1896.6	2106.7	2246.5	2283.4	2333.6	2447.9	2475.1	2541.1	2581.5	2868.1
77.5°	843.2	919.7	947.0	1023.5	980.4	1001.5	1028.7	1022.6	1041.0	1129.0	1229.2
80°	388.6	403.6	414.1	445.8	447.5	440.5	443.1	438.8	435.2	449.3	459.9
82.5°	189.0	211.9	211.9	231.2	240.9	238.3	243.6	241.8	245.3	241.8	253.2
85°	110.8	110.8	119.6	130.1	128.4	131.9	131.9	138.9	139.8	141.6	141.6
87.5°	51.9	57.2	59.8	64.2	65.9	68.6	70.3	70.3	71.2	69.5	71.2
90°	22.2	22.2	31.0	31.0	32.7	35.4	31.9	33.6	39.8	31.9	38.0
92.5°	7.0	6.9	6.8	6.7	6.6	6.5	6.4	6.3	6.2	6.1	6.0
95°	8.0	7.9	7.8	7.7	7.6	7.5	7.4	7.3	7.2	7.1	7.0
97.5°	10.0	9.9	9.8	9.7	9.6	9.5	9.4	9.3	9.2	9.1	9.0
100°	26.0	25.7	25.4	25.1	24.8	24.5	24.2	23.9	23.6	23.3	23.0
102.5°	47.0	46.5	46.0	45.5	45.0	44.5	44.0	43.5	43.0	42.5	42.0
105°	70.0	69.5	69.0	68.5	68.0	67.5	67.0	66.5	66.0	65.5	65.0
107.5°	94.0	93.6	93.2	92.8	92.4	92.0	91.6	91.2	90.8	90.4	90.0



REPORT NUMBER: P226357

CATALOG NUMBER: ISW-AF-1000-LED-E1-T2-7060-ULG

**CANDELA DISTRIBUTION (continued):**

	65°	66°	67°	68°	69°	70°	71°	72°	73°	74°	75°
110°	121.0	120.8	120.6	120.4	120.2	120.0	119.8	119.6	119.4	119.2	119.0
112.5°	150.0	149.9	149.8	149.7	149.6	149.5	149.4	149.3	149.2	149.1	149.0
115°	182.0	181.7	181.4	181.1	180.8	180.5	180.2	179.9	179.6	179.3	179.0
117.5°	215.0	214.5	214.0	213.5	213.0	212.5	212.0	211.5	211.0	210.5	210.0
120°	250.0	249.5	249.0	248.5	248.0	247.5	247.0	246.5	246.0	245.5	245.0
122.5°	283.0	282.5	282.0	281.5	281.0	280.5	280.0	279.5	279.0	278.5	278.0
125°	315.0	314.5	314.0	313.5	313.0	312.5	312.0	311.5	311.0	310.5	310.0
127.5°	346.0	346.0	346.0	346.0	346.0	346.0	346.0	346.0	346.0	346.0	346.0
130°	381.0	381.0	381.0	381.0	381.0	381.0	381.0	381.0	381.0	381.0	381.0
132.5°	416.0	415.8	415.6	415.4	415.2	415.0	414.8	414.6	414.4	414.2	414.0
135°	448.0	447.9	447.8	447.7	447.6	447.5	447.4	447.3	447.2	447.1	447.0
137.5°	475.0	475.1	475.2	475.3	475.4	475.5	475.6	475.7	475.8	475.9	476.0
140°	502.0	502.2	502.4	502.6	502.8	503.0	503.2	503.4	503.6	503.8	504.0
142.5°	533.0	533.0	533.0	533.0	533.0	533.0	533.0	533.0	533.0	533.0	533.0
145°	562.0	561.9	561.8	561.7	561.6	561.5	561.4	561.3	561.2	561.1	561.0
147.5°	585.0	585.1	585.2	585.3	585.4	585.5	585.6	585.7	585.8	585.9	586.0
150°	600.0	600.3	600.6	600.9	601.2	601.5	601.8	602.1	602.4	602.7	603.0
152.5°	614.0	614.4	614.8	615.2	615.6	616.0	616.4	616.8	617.2	617.6	618.0
155°	631.0	631.5	632.0	632.5	633.0	633.5	634.0	634.5	635.0	635.5	636.0
157.5°	648.0	648.2	648.4	648.6	648.8	649.0	649.2	649.4	649.6	649.8	650.0
160°	664.0	663.7	663.4	663.1	662.8	662.5	662.2	661.9	661.6	661.3	661.0
162.5°	671.0	670.9	670.8	670.7	670.6	670.5	670.4	670.3	670.2	670.1	670.0
165°	677.0	677.3	677.6	677.9	678.2	678.5	678.8	679.1	679.4	679.7	680.0
167.5°	684.0	684.4	684.8	685.2	685.6	686.0	686.4	686.8	687.2	687.6	688.0
170°	689.0	689.5	690.0	690.5	691.0	691.5	692.0	692.5	693.0	693.5	694.0
172.5°	692.0	692.2	692.4	692.6	692.8	693.0	693.2	693.4	693.6	693.8	694.0
175°	695.0	695.1	695.2	695.3	695.4	695.5	695.6	695.7	695.8	695.9	696.0
177.5°	699.0	699.2	699.4	699.6	699.8	700.0	700.2	700.4	700.6	700.8	701.0
180°	700.0	700.0	700.0	700.0	700.0	700.0	700.0	700.0	700.0	700.0	700.0



REPORT NUMBER: P226357

CATALOG NUMBER: ISW-AF-1000-LED-E1-T2-7060-ULG

**CANDELA DISTRIBUTION (continued):**

	76°	77°	78°	79°	80°	81°	82°	83°	84°	85°	86°
0°	842.3	842.3	842.3	842.3	842.3	842.3	842.3	842.3	842.3	842.3	842.3
2.5°	858.2	859.9	859.0	855.5	854.6	854.6	852.9	852.0	850.2	849.4	851.1
5°	874.0	874.0	871.3	867.8	864.3	863.4	862.6	858.2	856.4	854.6	852.9
7.5°	888.9	887.2	883.7	877.5	874.0	873.1	869.6	865.2	860.8	857.3	855.5
10°	904.8	903.0	896.0	891.6	884.5	883.7	877.5	872.2	867.8	863.4	859.9
12.5°	927.6	925.9	917.9	907.4	902.1	898.6	890.7	884.5	878.4	873.1	867.0
15°	962.8	955.8	950.5	939.9	932.0	925.0	915.3	906.5	897.7	888.9	883.7
17.5°	1012.0	1002.4	988.3	982.1	971.6	960.2	947.0	940.8	929.4	918.8	908.3
20°	1076.2	1066.5	1044.6	1036.6	1021.7	1005.0	994.4	981.3	971.6	954.9	943.4
22.5°	1147.4	1138.6	1117.5	1096.4	1082.4	1069.2	1052.5	1035.8	1017.3	1001.5	989.2
25°	1239.8	1226.6	1208.1	1187.0	1165.9	1147.4	1124.6	1100.8	1085.0	1063.0	1045.4
27.5°	1365.5	1342.6	1311.9	1289.0	1272.3	1244.2	1216.0	1194.9	1170.3	1141.3	1121.9
30°	1501.8	1476.3	1453.4	1427.0	1398.9	1371.6	1333.0	1302.2	1275.8	1245.0	1213.4
32.5°	1653.0	1631.0	1598.5	1564.2	1533.4	1499.1	1471.0	1438.5	1392.7	1360.2	1326.8
35°	1805.1	1779.6	1746.2	1717.2	1682.0	1646.9	1615.2	1572.1	1530.8	1484.2	1437.6
37.5°	1952.0	1930.0	1893.0	1849.1	1818.3	1780.5	1748.0	1702.2	1653.0	1601.1	1566.0
40°	2115.5	2080.3	2054.8	2003.8	1972.2	1930.0	1883.4	1848.2	1800.7	1744.5	1694.3
42.5°	2302.8	2278.2	2250.9	2209.6	2176.2	2126.1	2067.1	2022.3	1978.3	1911.5	1842.1
45°	2540.2	2524.4	2479.5	2446.1	2401.3	2348.5	2297.5	2243.0	2173.5	2096.2	2032.9
47.5°	2825.1	2812.8	2772.3	2724.8	2665.9	2594.7	2547.2	2472.5	2413.6	2316.9	2241.2
50°	3083.6	3089.7	3067.7	2994.8	2942.0	2870.8	2796.0	2731.0	2640.4	2540.2	2443.5
52.5°	3392.2	3386.0	3330.6	3290.2	3227.8	3141.6	3059.8	2976.3	2876.9	2773.2	2652.7
55°	3687.6	3706.1	3667.4	3610.2	3534.6	3414.2	3331.5	3223.4	3118.7	3004.4	2865.5
57.5°	3974.3	4033.2	4003.3	3935.6	3858.2	3771.2	3662.1	3540.8	3432.6	3283.2	3126.7
60°	4331.2	4409.5	4421.8	4377.8	4293.4	4192.3	4049.0	3954.0	3805.4	3667.4	3546.9
62.5°	4880.8	5058.4	5047.8	5068.9	5009.1	4946.7	4778.8	4676.8	4483.4	4384.0	4216.1
65°	5798.7	5929.7	6087.1	6081.8	6040.5	5891.0	5717.0	5546.4	5418.9	5222.8	5047.8
67.5°	6569.0	6677.1	6770.3	6722.0	6627.0	6459.1	6255.1	6017.7	5823.3	5607.0	5377.6
69°	6641.1	6772.9	6827.5	6767.7	6597.1	6378.2	6178.6	5957.9	5690.6	5505.1	5225.4
70°	6447.6	6577.8	6687.7	6533.8	6377.3	6163.6	5945.6	5716.1	5476.9	5277.3	4995.1
72.5°	5121.7	5268.5	5253.6	5236.9	5112.0	4898.4	4697.9	4574.8	4406.9	4165.9	3962.0
75°	2978.1	3045.8	2927.1	3051.9	2902.4	2687.0	2715.2	2576.2	2453.1	2314.2	2206.9
77.5°	1169.4	1229.2	1166.8	1146.6	1079.7	1064.8	953.1	966.3	910.9	801.9	751.8
80°	443.1	451.1	440.5	418.5	414.1	388.6	381.6	357.0	345.5	309.5	296.3
82.5°	238.3	242.7	235.6	228.6	223.3	208.4	198.7	180.2	169.7	158.3	157.4
85°	137.2	133.6	130.1	126.6	118.7	109.9	102.9	95.8	87.9	81.8	75.6
87.5°	72.1	73.0	73.9	70.3	65.1	58.0	53.6	51.0	44.8	42.2	39.6
90°	32.5	26.2	28.6	33.7	31.7	27.1	26.1	23.2	20.4	20.2	17.6
92.5°	6.0	6.0	6.0	6.0	6.0	6.0	6.0	6.0	6.0	6.0	6.0
95°	7.0	7.0	7.0	7.0	7.0	7.0	7.0	7.0	7.0	7.0	7.0
97.5°	8.9	8.8	8.7	8.6	8.5	8.4	8.3	8.2	8.1	8.0	8.0
100°	22.6	22.2	21.8	21.4	21.0	20.6	20.2	19.8	19.4	19.0	19.0
102.5°	41.7	41.4	41.1	40.8	40.5	40.2	39.9	39.6	39.3	39.0	38.8
105°	64.6	64.2	63.8	63.4	63.0	62.6	62.2	61.8	61.4	61.0	61.0
107.5°	89.7	89.4	89.1	88.8	88.5	88.2	87.9	87.6	87.3	87.0	86.8

REPORT NUMBER: P226357  
 CATALOG NUMBER: ISW-AF-1000-LED-E1-T2-7060-ULG

REPORT N  
 CATALOG

**CANDELA DISTRIBUTION (continued):**

**CANDELA**

	76°	77°	78°	79°	80°	81°	82°	83°	84°	85°	86°	
110°	118.7	118.4	118.1	117.8	117.5	117.2	116.9	116.6	116.3	116.0	116.2	0°
112.5°	148.8	148.6	148.4	148.2	148.0	147.8	147.6	147.4	147.2	147.0	147.0	2.5°
115°	178.8	178.6	178.4	178.2	178.0	177.8	177.6	177.4	177.2	177.0	177.2	5°
117.5°	209.8	209.6	209.4	209.2	209.0	208.8	208.6	208.4	208.2	208.0	208.2	7.5°
120°	244.8	244.6	244.4	244.2	244.0	243.8	243.6	243.4	243.2	243.0	243.0	10°
122.5°	277.8	277.6	277.4	277.2	277.0	276.8	276.6	276.4	276.2	276.0	276.2	12.5°
125°	310.0	310.0	310.0	310.0	310.0	310.0	310.0	310.0	310.0	310.0	310.0	15°
127.5°	345.9	345.8	345.7	345.6	345.5	345.4	345.3	345.2	345.1	345.0	345.4	17.5°
130°	380.8	380.6	380.4	380.2	380.0	379.8	379.6	379.4	379.2	379.0	379.2	20°
132.5°	414.0	414.0	414.0	414.0	414.0	414.0	414.0	414.0	414.0	414.0	414.2	22.5°
135°	447.3	447.6	447.9	448.2	448.5	448.8	449.1	449.4	449.7	450.0	450.2	25°
137.5°	476.5	477.0	477.5	478.0	478.5	479.0	479.5	480.0	480.5	481.0	481.2	27.5°
140°	504.5	505.0	505.5	506.0	506.5	507.0	507.5	508.0	508.5	509.0	509.4	30°
142.5°	533.1	533.2	533.3	533.4	533.5	533.6	533.7	533.8	533.9	534.0	534.4	32.5°
145°	560.7	560.4	560.1	559.8	559.5	559.2	558.9	558.6	558.3	558.0	558.4	35°
147.5°	585.7	585.4	585.1	584.8	584.5	584.2	583.9	583.6	583.3	583.0	583.4	37.5°
150°	603.3	603.6	603.9	604.2	604.5	604.8	605.1	605.4	605.7	606.0	606.8	40°
152.5°	618.5	619.0	619.5	620.0	620.5	621.0	621.5	622.0	622.5	623.0	624.0	42.5°
155°	636.2	636.4	636.6	636.8	637.0	637.2	637.4	637.6	637.8	638.0	638.6	45°
157.5°	650.0	650.0	650.0	650.0	650.0	650.0	650.0	650.0	650.0	650.0	651.0	47.5°
160°	660.9	660.8	660.7	660.6	660.5	660.4	660.3	660.2	660.1	660.0	661.2	50°
162.5°	669.8	669.6	669.4	669.2	669.0	668.8	668.6	668.4	668.2	668.0	669.2	52.5°
165°	679.8	679.6	679.4	679.2	679.0	678.8	678.6	678.4	678.2	678.0	678.8	55°
167.5°	688.0	688.0	688.0	688.0	688.0	688.0	688.0	688.0	688.0	688.0	689.2	57.5°
170°	694.2	694.4	694.6	694.8	695.0	695.2	695.4	695.6	695.8	696.0	697.0	60°
172.5°	694.2	694.4	694.6	694.8	695.0	695.2	695.4	695.6	695.8	696.0	697.0	62.5°
175°	695.8	695.6	695.4	695.2	695.0	694.8	694.6	694.4	694.2	694.0	695.0	65°
177.5°	700.7	700.4	700.1	699.8	699.5	699.2	698.9	698.6	698.3	698.0	698.8	67.5°
180°	700.0	700.0	700.0	700.0	700.0	700.0	700.0	700.0	700.0	700.0	700.0	69°
												70°
												72.5°
												75°
												77.5°
												80°
												82.5°
												85°
												87.5°
												90°
												92.5°
												95°
												97.5°
												100°
												102.5°
												105°
												107.5°

NUMBER: P226357  
 NUMBER: ISW-AF-1000-LED-E1-T2-7060-ULG

REPORT NUMBER: P  
 CATALOG NUMBER:

**DISTRIBUTION (continued):**

**CANDELA DISTRIBUTION**

87°	88°	89°	90°	95°	105°	115°	125°	135°	145°	155°	110°	87°
842.3	842.3	842.3	842.3	842.3	842.3	842.3	842.3	842.3	842.3	842.3	110°	116.4
848.5	848.5	845.8	844.1	837.9	827.4	816.8	807.2	794.0	788.7	781.7	112.5°	147.0
851.1	849.4	846.7	843.2	830.9	806.3	780.8	753.5	725.4	699.9	670.0	115°	177.4
852.9	849.4	845.8	841.5	823.9	786.1	735.1	681.4	631.3	593.5	577.7	117.5°	208.4
853.8	851.1	846.7	840.6	816.0	759.7	677.9	600.5	556.6	541.6	539.0	120°	243.0
863.4	859.0	852.0	845.0	812.4	730.7	613.7	539.9	522.3	529.3	541.6	122.5°	276.4
875.7	870.5	861.7	854.6	810.7	692.9	551.3	505.6	511.7	531.1	551.3	125°	310.0
897.7	888.9	879.3	872.2	814.2	646.3	501.2	488.0	506.5	531.1	558.3	127.5°	345.8
930.3	917.9	906.5	894.2	819.5	588.2	471.3	476.6	498.5	524.9	554.8	130°	379.4
970.7	956.6	940.8	922.3	825.6	538.1	454.6	464.2	484.5	507.3	532.0	132.5°	414.4
1025.2	1005.9	985.7	962.8	834.4	483.6	439.6	450.2	462.5	475.7	488.0	135°	450.4
1093.8	1067.4	1045.4	1014.7	843.2	446.7	427.3	430.8	433.5	435.2	434.4	137.5°	481.4
1185.2	1144.8	1119.3	1081.5	852.9	427.3	413.3	408.9	404.5	398.3	391.3	140°	509.8
1282.0	1248.6	1208.1	1159.7	859.0	414.1	400.1	386.0	373.7	367.5	367.5	142.5°	534.8
1394.5	1353.2	1302.2	1241.5	851.1	400.1	382.5	364.0	357.0	364.9	362.3	145°	558.8
1507.1	1449.9	1393.6	1324.2	831.8	384.2	363.1	353.5	358.7	348.2	342.0	147.5°	583.8
1631.0	1567.7	1489.5	1408.6	803.6	367.5	353.5	358.7	340.3	328.0	333.2	150°	607.6
1770.0	1695.2	1610.8	1500.9	785.2	357.0	338.5	342.9	327.1	318.3	315.7	152.5°	625.0
1959.0	1852.6	1749.7	1620.5	799.2	340.3	309.5	327.1	318.3	310.4	303.3	155°	639.2
2144.5	2031.1	1909.8	1757.6	823.9	328.0	286.6	310.4	316.5	303.3	290.2	157.5°	652.0
2330.9	2210.5	2068.9	1899.2	853.8	320.1	269.1	290.2	312.1	296.3	285.8	160°	662.4
2527.0	2374.9	2229.8	2046.9	892.4	312.1	255.0	272.6	304.2	296.3	280.5	162.5°	670.4
2732.7	2553.4	2408.3	2210.5	960.2	300.7	237.4	258.5	296.3	295.4	275.2	165°	679.6
2971.9	2811.9	2625.5	2424.1	1054.2	287.5	221.6	248.0	289.3	291.9	269.1	167.5°	690.4
3379.0	3213.7	2988.6	2796.9	1240.6	269.9	211.9	237.4	277.8	284.9	263.8	170°	698.0
4039.3	3814.2	3607.6	3428.2	1559.8	245.3	204.9	226.0	265.5	276.1	259.4	172.5°	698.0
4796.4	4576.6	4326.8	4025.3	1737.4	222.5	195.2	211.9	253.2	267.3	255.0	175°	696.0
5118.2	4830.7	4527.3	4169.5	1567.7	204.0	184.6	198.7	239.2	255.0	248.8	177.5°	699.6
4970.5	4679.4	4326.8	3976.0	1363.7	194.3	178.5	191.7	228.6	247.1	242.7	180°	700.0
4713.7	4420.9	4106.1	3685.0	1217.8	189.0	174.1	187.3	224.2	242.7	239.2		
3728.1	3466.9	3176.8	2855.8	830.0	171.5	160.0	174.1	206.6	226.8	226.0		
1975.7	1899.2	1684.7	1496.5	430.0	153.0	145.1	159.1	190.8	211.9	211.9		
711.3	645.4	617.2	512.6	228.6	133.6	130.1	140.7	173.2	193.4	192.6		
269.1	262.0	234.8	219.8	145.1	109.0	109.9	120.5	152.1	171.5	170.6		
152.1	138.0	133.6	129.3	92.3	86.2	90.6	101.1	130.1	146.8	149.5		
73.0	67.7	65.9	61.5	60.7	65.9	71.2	80.0	103.8	124.0	121.3		
35.2	33.4	32.5	31.7	43.1	42.2	51.9	55.4	69.5	98.5	88.8		
18.4	18.4	17.6	15.8	19.3	23.1	25.7	30.7	36.0	65.2	54.6		
6.0	6.0	6.0	6.0	6.0	6.0	7.0	7.0	6.0	6.0	6.0		
7.0	7.0	7.0	7.0	7.0	7.0	8.0	7.0	7.0	7.0	7.0		
8.0	8.0	8.0	8.0	8.0	9.0	10.0	12.0	9.0	9.0	8.0		
19.0	19.0	19.0	19.0	19.0	23.0	26.0	29.0	21.0	12.0	10.0		
38.6	38.4	38.2	38.0	39.0	42.0	47.0	50.0	40.0	27.0	18.0		
61.0	61.0	61.0	61.0	61.0	65.0	70.0	72.0	63.0	48.0	36.0		
86.6	86.4	86.2	86.0	87.0	90.0	94.0	95.0	88.0	73.0	58.0		

'226357  
 ISW-AF-1000-LED-E1-T2-7060-ULG

REPORT NUMBER: P226357  
 CATALOG NUMBER: ISW-AF-10

**TION (continued):**

**CANDELA DISTRIBUTION (con**

88°	89°	90°	95°	105°	115°	125°	135°	145°	155°		165°	175°
116.6	116.8	117.0	116.0	119.0	121.0	120.0	114.0	102.0	87.0	0°	842.3	842.3
147.0	147.0	147.0	147.0	149.0	150.0	148.0	143.0	134.0	121.0	2.5°	775.5	763.2
177.6	177.8	178.0	177.0	179.0	182.0	179.0	174.0	168.0	159.0	5°	648.0	646.3
208.6	208.8	209.0	208.0	210.0	215.0	211.0	205.0	202.0	197.0	7.5°	568.0	556.6
243.0	243.0	243.0	243.0	245.0	250.0	246.0	243.0	237.0	233.0	10°	541.6	540.7
276.6	276.8	277.0	276.0	278.0	283.0	279.0	277.0	271.0	267.0	12.5°	553.1	555.7
310.0	310.0	310.0	310.0	310.0	315.0	313.0	310.0	305.0	299.0	15°	568.0	573.3
346.2	346.6	347.0	345.0	346.0	346.0	345.0	340.0	339.0	333.0	17.5°	577.7	587.3
379.6	379.8	380.0	379.0	381.0	381.0	377.0	372.0	370.0	366.0	20°	575.0	586.5
414.6	414.8	415.0	414.0	414.0	416.0	411.0	405.0	404.0	401.0	22.5°	546.0	551.3
450.6	450.8	451.0	450.0	447.0	448.0	443.0	437.0	435.0	432.0	25°	494.1	495.9
481.6	481.8	482.0	481.0	476.0	475.0	473.0	468.0	464.0	460.0	27.5°	431.7	430.0
510.2	510.6	511.0	509.0	504.0	502.0	500.0	497.0	491.0	489.0	30°	387.8	376.3
535.2	535.6	536.0	534.0	533.0	533.0	527.0	525.0	521.0	518.0	32.5°	367.5	360.5
559.2	559.6	560.0	558.0	561.0	562.0	556.0	551.0	550.0	547.0	35°	353.5	342.0
584.2	584.6	585.0	583.0	586.0	585.0	580.0	575.0	574.0	574.0	37.5°	366.7	365.8
608.4	609.2	610.0	606.0	603.0	600.0	597.0	593.0	593.0	593.0	40°	379.0	377.2
626.0	627.0	628.0	623.0	618.0	614.0	611.0	610.0	610.0	609.0	42.5°	357.9	342.0
639.8	640.4	641.0	638.0	636.0	631.0	626.0	628.0	630.0	627.0	45°	319.2	300.7
653.0	654.0	655.0	650.0	650.0	648.0	644.0	645.0	646.0	644.0	47.5°	292.8	282.2
663.6	664.8	666.0	660.0	661.0	664.0	658.0	655.0	655.0	656.0	50°	280.5	277.0
671.6	672.8	674.0	668.0	670.0	671.0	667.0	663.0	661.0	665.0	52.5°	277.0	285.8
680.4	681.2	682.0	678.0	680.0	677.0	672.0	673.0	673.0	676.0	55°	275.2	284.9
691.6	692.8	694.0	688.0	688.0	684.0	678.0	685.0	688.0	686.0	57.5°	262.9	279.6
699.0	700.0	701.0	696.0	694.0	689.0	686.0	691.0	693.0	692.0	60°	254.1	274.3
699.0	700.0	701.0	696.0	694.0	692.0	689.0	690.0	690.0	693.0	62.5°	248.8	271.7
697.0	698.0	699.0	694.0	696.0	695.0	690.0	690.0	691.0	695.0	65°	244.4	273.5
700.4	701.2	702.0	698.0	701.0	699.0	694.0	695.0	697.0	699.0	67.5°	237.4	278.7
700.0	700.0	700.0	700.0	700.0	700.0	700.0	700.0	700.0	700.0	69°	233.9	277.8
										70°	230.4	275.2
										72.5°	218.1	254.1
										75°	203.1	224.2
										77.5°	183.8	192.6
										80°	162.7	167.9
										82.5°	141.6	161.8
										85°	110.8	137.2
										87.5°	81.8	75.6
										90°	53.6	39.3
										92.5°	5.0	4.0
										95°	6.0	5.0
										97.5°	8.0	7.0
										100°	9.0	8.0
										102.5°	13.0	11.0
										105°	27.0	22.0
										107.5°	49.0	42.0



REPORT NUMBER: P226357

CATALOG NUMBER: ISW-AF-1000-LED-E:

000-LED-E1-T2-7060-ULG

**tinued):**

180°
842.3
765.8
641.0
557.5
543.4
553.9
575.0
590.9
589.1
555.7
497.7
437.0
385.1
368.4
347.3
370.2
380.7
345.5
300.7
280.5
275.2
288.4
284.0
280.5
275.2
270.8
269.9
271.7
268.2
263.8
237.4
213.7
192.6
169.7
143.3
107.3
81.8
34.0
4.0
5.0
7.0
8.0
11.0
21.0
41.0

**CANDELA DISTRIBUTION (continued):**

	165°	175°	180°
110°	74.0	68.0	66.0
112.5°	106.0	99.0	99.0
115°	147.0	139.0	140.0
117.5°	189.0	184.0	184.0
120°	226.0	223.0	225.0
122.5°	261.0	260.0	263.0
125°	296.0	294.0	298.0
127.5°	329.0	329.0	330.0
130°	362.0	361.0	363.0
132.5°	393.0	394.0	396.0
135°	426.0	426.0	429.0
137.5°	459.0	457.0	460.0
140°	487.0	485.0	488.0
142.5°	517.0	515.0	518.0
145°	544.0	546.0	550.0
147.5°	571.0	572.0	575.0
150°	593.0	592.0	595.0
152.5°	608.0	608.0	611.0
155°	625.0	625.0	629.0
157.5°	643.0	643.0	646.0
160°	659.0	660.0	663.0
162.5°	669.0	669.0	673.0
165°	676.0	678.0	681.0
167.5°	684.0	687.0	690.0
170°	692.0	695.0	698.0
172.5°	695.0	697.0	699.0
175°	697.0	698.0	700.0
177.5°	700.0	705.0	707.0
180°	700.0	700.0	700.0

(END OF F

Cooper Lighting Solutions Photometric Lab  
1121 Highway 74 South  
Peachtree City, GA 30269

Scaled Data Report

